

PLASTIC MOULD STEELS

HARDENABLE CORROSION RESISTANT STEEL

Available Product Variants

- Long Products
- Plates

Product Description

Advanced martensitic stainless chromium steel for plastic molds. By electroslag remelting and optimization of the chemical composition, BÖHLER M310 ISOPLAST offers many advantages.

Properties

- > Toughness & Ductility: good
- > Wear Resistance: good
- > Machinability: very high
- > Dimensional stability: very high
- > Polishability: good
- > Corrosion resistance: high
- > Micro-cleanliness: high

Applications

- > Comps. for Food processing and Animal Feed
- > Plastic Extrusion
- > Consumer Goods - General
- > Medical
- > Components for Displays
- > Hotrunner systems
- > Food processing Industry
- > Standard Parts (Molds, Plates, Pins, Punches)
- > General Components for Mechanical Engineering
- > Packaging
- > Electronic Industry
- > Injection Molding
- > Blow Molding
- > Lamps/Lenses for Automotive
- > Camera lenses
- > Screws and Barrels

Technical data

Material designation		Standards	
~1.2083	SEL	4957	EN ISO
~SUS420J2	JIS	A681	ASTM
X40Cr13	EN	AFNOR Z40C14	Others
X40Cr14			
~420	AISI		

Chemical composition (wt. %)

C	Si	Mn	Cr	V
0.38	0.7	0.45	14.3	0.2

Material characteristics

	Corrosion resistance	Machinability in as supplied condition	Polishability	Toughness	Wear resistance
BÖHLER M310 ISOPLAST®	★★★★	★★★★	★★	★★	★★
BÖHLER M333 ISOPLAST®	★★★★★	★★★★	★★★★★	★★★★★	★★
BÖHLER M340 ISOPLAST®	★★★	★★★	★★	★★	★★★★
BÖHLER M368 MICROCLEAN®	★★★★	★★★	★★★★	★★★	★★★★
BÖHLER M390 MICROCLEAN®	★★	★	★★★	★★	★★★★★
BÖHLER M398 MICROCLEAN®	★★	★	★★★	★★	★★★★★

Delivery condition

Soft annealed

Hardness	max. 225 HB
----------	-------------

Heat treatment

Hardening and Tempering

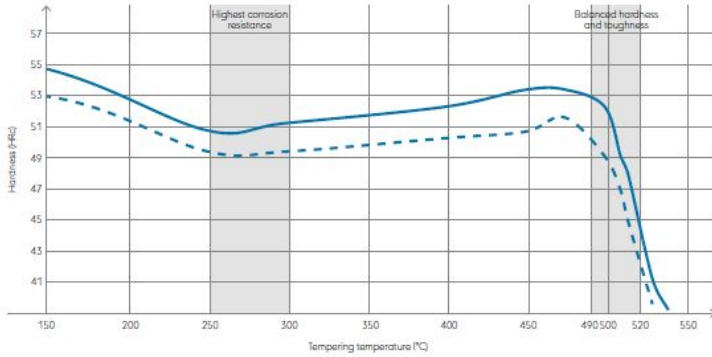
Temperature (°C °F)	1000 1832 to 1050 1922	After through heating, hold for 15 to 30 minutes. After hardening, tempering to the desired working hardness, see tempering chart.
-----------------------	----------------------------	--

Stress relieving

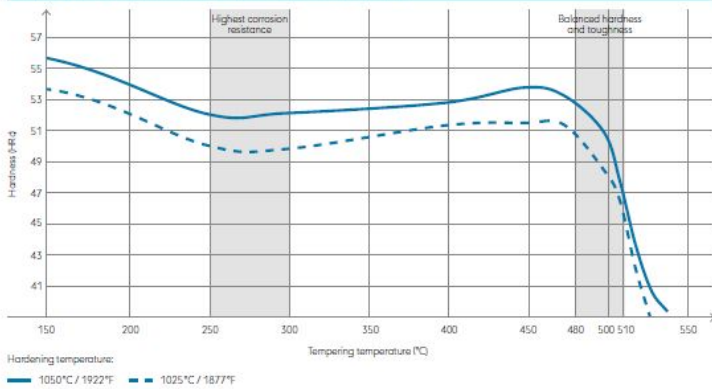
Temperature (°C °F)	50°C / 90°F below last tempering temperature.
-----------------------	---

Tempering Chart

Tempering diagram (vacuum heat treatment without subzero cooling)



Tempering diagram (vacuum heat treatment with subzero cooling)



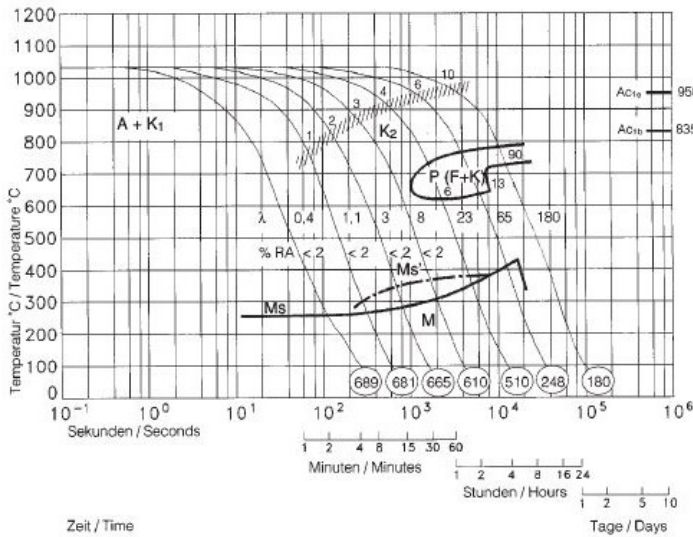
Continuous cooling CCT curves

ZTU-Schaubild
für kontinuierliche Abkühlung

Continuous cooling
CCT curves

Austenitising temperature: 1025°C (1877°F)
Holding time: 30 minutes

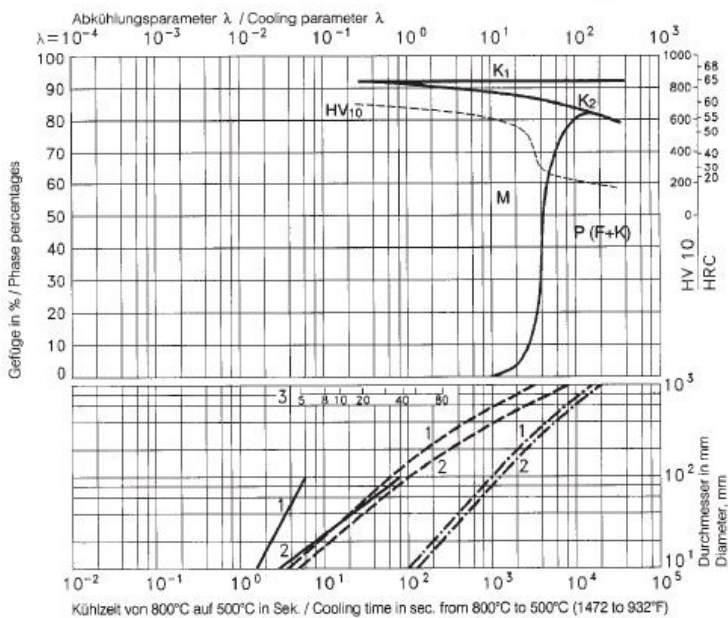
O Vickers hardness
1...90 phase percentages
0.4...180 cooling parameter, i.e. duration of cooling
from 800-500°C (1472-932°F) in $s \times 10^{-2}$
K,... carbides not dissolved during austenitization
(8%)
K,... carbides newly formed during cooling
Ms-Ms'... range of grain boundary martensite
formation



Quantitative phase diagram

Gefügemengenschaubild

Quantitative phase diagram



A... Austenite
F... Ferrite
K... Carbide
M... Martensite
P... Pearlite

— Water cooling
- - - Oil cooling
- • - Air cooling

1... Edge or face
2... Core
3... Jominy test: distance from the face end

Physical Properties

Temperature (°C °F)	20 68
Density (kg/dm ³ lb/in ³)	7.68 0.28
Thermal conductivity (W/(m.K) BTU (IT) ft/hr/ft ² /F)	19.5 11.27
Specific heat (J/(kg.K) BTU (IT) lb/F)	460 109.87
Spec. electrical resistance (Ohm.mm ² /m 10 ⁻⁴ Ohm.inch ² /ft)	0.65 3.07
Modulus of elasticity (10 ³ N/mm ² 10 ³ ksi)	217 31.47

Thermal Expansions

Temperature (°C °F)	100 212	200 392	300 572	400 752	500 932
Thermal expansion (10 ⁻⁶ m/(m.K) 10 ⁻⁶ inch/(inch.F))	10.63 5.906	10.94 6.078	11.29 6.272	11.66 6.478	12 6.667

For more information see <https://www.voestalpine.com/boehler-edelstahl/de/>

The data contained in this brochure is merely for general information and therefore shall not be binding on the company. We may be bound only through a contract explicitly stipulating such data as binding. Measurement data are laboratory values and can deviate from practical analyses. The manufacture of our products does not involve the use of substances detrimental to health or to the ozone layer.